

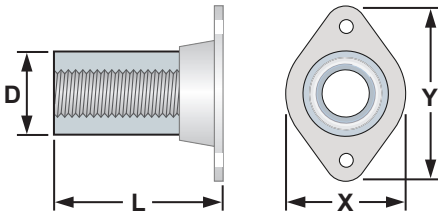


## BPI® BARSPLICER DUPLEX STAINLESS

### THREADED DUPLEX 2205 STAINLESS STEEL COUPLER WITH OPTIONAL FLANGE

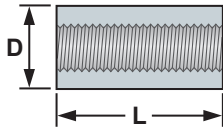
- **CORROSION-RESISTANT** – Couplers made from Duplex 2205 stainless steel available with Duplex 2304 (S32304) or 2205 (S32205) stainless steel threaded reinforcement bars per ASTM A955.
- **SLIP AND FATIGUE RESISTANCE** – Independently tested to have less than 0.25 mm total slip per AASHTO LRFD Bridge Design Specifications, and to withstand 1 million cycles of fatigue.
- **INERT PLASTIC FLANGES AND PLUGS**
- **STANDARD NATIONAL COARSE THREADS**
- **AASHTO AND DOT PROJECTS** – Exceeds 125% x specified yield ( $f_y$ ) per AASHTO LRFD Bridge Design Specifications.
- **FULL MECHANICAL SPLICE** – ACI 318-19 Chapter 18 and 2021 International Building Code Exceeds specified tensile strength ( $f_u$ ) of ASTM A955 Grades 60 (420), 75 (520) and 80 (550).

### BARSPLICER DUPLEX w/ OPTIONAL FLANGE



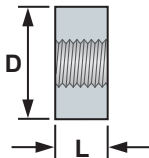
REBAR SIZE mm (US) [CAN]	THREAD SIZE	PRODUCT CODE	WEIGHT (kg)	DIMENSIONS (mm)			
				LENGTH 'L'	DIAMETER 'D'	FLANGE 'X'	FLANGE 'Y'
13 (#4)	1/2 – 13 UNC	SS042205FC	0.10	44	22	35	51
16 (#5) [15M]	5/8 – 11 UNC	SS052205FC	0.19	51	29	44	60
19 (#6) [20M]	3/4 – 10 UNC	SS062205FC	0.18	57	29	44	60
22 (#7)	7/8 – 9 UNC	SS072205FC	0.37	64	38	51	70
25 (#8) [25M]	1 – 8 UNC	SS082205FC	0.38	76	38	51	70
29 (#9) [30M]	1 1/8 – 7 UNC	SS092205FC	1.01	89	51	67	95
32 (#10)	1 1/4 – 7 UNC	SS102205FC	1.04	102	51	67	95
36 (#11) [35M]	1 3/8 – 6 UNC	SS112205FC	1.04	114	51	67	95

### STAINLESS DUPLEX BARSPLICER COUPLER STANDARD AND POSITION



SIZE	THREAD	CODE	WEIGHT	'L'	'D'	FLANGE (NONE)
13 (#4)	1/2 – 13 UNC	SS042205	0.09	44	22	-
16 (#5) [15M]	5/8 – 11 UNC	SS052205	0.18	51	29	-
19 (#6) [20M]	3/4 – 10 UNC	SS062205	0.16	57	29	-
22 (#7)	7/8 – 9 UNC	SS072205	0.35	64	38	-
25 (#8) [25M]	1 – 8 UNC	SS082205	0.80	76	38	-
29 (#9) [30M]	1 1/8 – 7 UNC	SS092205	0.97	89	51	-
32 (#10)	1 1/4 – 7 UNC	SS102205	1.00	102	51	-
36 (#11) [35M]	1 3/8 – 6 UNC	SS112205	1.00	114	51	-

### BPI® BARSPLICER DUPLEX DoughNUT™ (5Ab, Meets ASTM A970 Class A & Class HA)

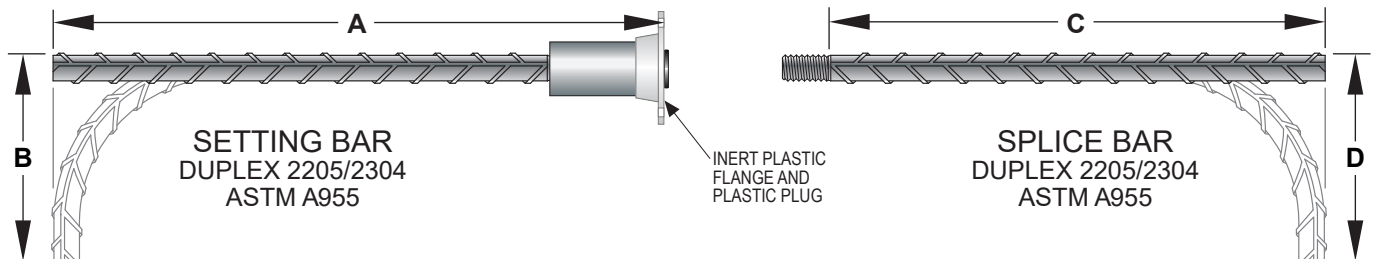


SIZE	THREAD	CODE	WEIGHT	'L'	'D'	-
13 (#4)	1/2 – 13 UNC	SS042205TERM	0.10	19	32	-
16 (#5) [15M]	5/8 – 11 UNC	SS052205TERM	0.17	24	38	-
19 (#6) [20M]	3/4 – 10 UNC	SS062205TERM	0.27	27	44	-
22 (#7)	7/8 – 9 UNC	SS072205TERM	0.41	32	51	-
25 (#8) [25M]	1 – 8 UNC	SS082205TERM	0.56	34	58	-
29 (#9) [30M]	1 1/8 – 7 UNC	SS092205TERM	0.95	38	70	-
32 (#10)	1 1/4 – 7 UNC	SS102205TERM	1.22	41	76	-
36 (#11) [35M]	1 3/8 – 6 UNC	SS112205TERM	1.67	48	83	-

ALL DIMENSIONS ARE APPROXIMATE

## HOW TO ORDER BPI® BARSPLICER DUPLEX STAINLESS SETTING AND SPLICE BARS

The most commonly used SETTING and SPLICE bars are STRAIGHT or have a 90 DEGREE HOOK as follows...



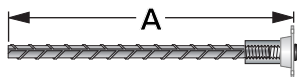
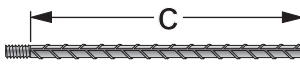
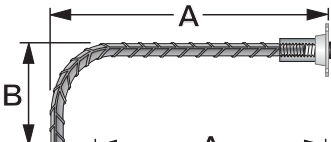
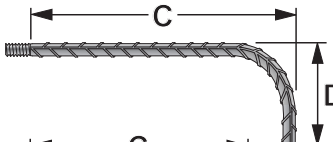
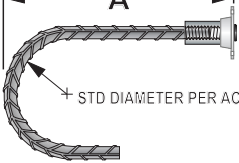
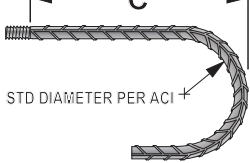
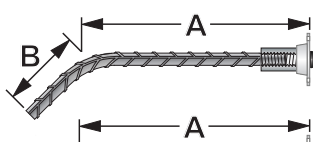
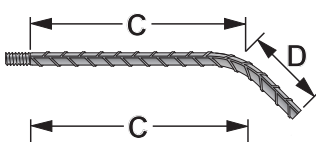
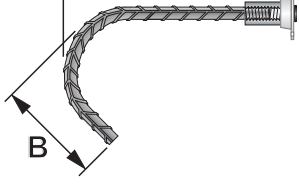
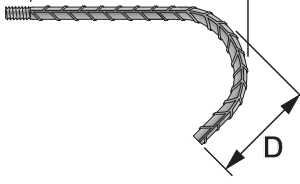
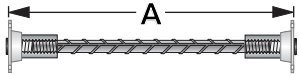
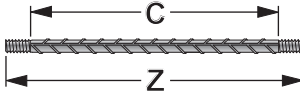
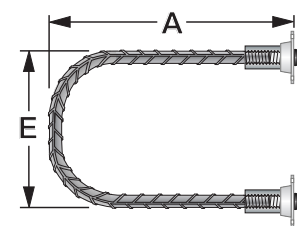

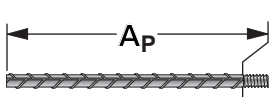
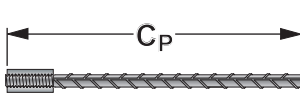
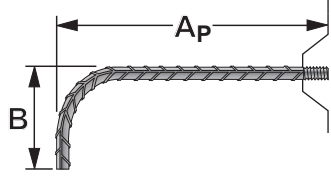
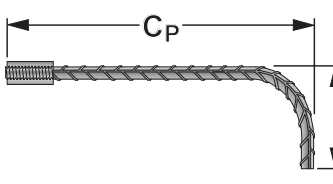
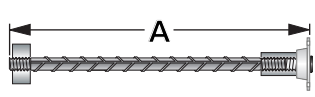
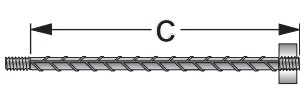
Using the following table is an easy way to organize your BPI® Barsplicer DUPLEX Stainless requirements. Many other configurations can be ordered as shown in the configuration chart on the back of this data sheet. Be sure to include the specific Setting or Splice bar OPTION PART NUMBER for easy

STAINLESS BARSPLICER		SETTING BAR(S)				SPLICE BAR(S)				
QUANTITY	BAR SIZE	PLASTIC FLANGE (CIRCLE)	BPI PART NUMBER (SEE CHART)	SPECIFY LENGTHS (METERS)			BPI PART NUMBER (SEE CHART)	SPECIFY LENGTHS (METERS)		
				'A'	'B'	OTHER		'C'	'D'	OTHER
		Y / N	BS-				BS-			
		Y / N	BS-				BS-			

Unless otherwise specified, bars shall be DUPLEX 2205 or 2304 per ASTM A955 / A955M; bend diameters and standard hook dimensions shall be per ACI Detailing Manual SP-66; length tolerances shall be per the CRSI Manual of Standard Practice. Customer is responsible for notifying BPI of any special space restrictions, tolerance, bar grade and/or strength requirements before placing order. All fabricated and/or in-process setting bars, splice bars and parts are non-cancellable and non-returnable.

# BPI® BARSPLICER *DUPLEX* STAINLESS CONFIGURATION CHART

The following chart shows the standard options and the dimensions to specify when ordering Barsplice setting and splice bars. Other configurations can be manufactured to order... just fax or e-mail a sketch to Barsplice Products, Inc. with your requirements.

STAINLESS SETTING BAR OPTIONS AND PART NUMBERS		STAINLESS SPLICE BAR OPTIONS AND PART NUMBERS			
BS-B	<b>STRAIGHT</b> SPECIFY 'A'		BS-H	<b>STRAIGHT</b> SPECIFY 'C'	
BS-F	<b>90° BEND</b> SPECIFY 'A' & 'B'		BS-G	<b>90° BEND</b> SPECIFY 'C' & 'D'	
BS-E	<b>180° HOOK</b> SPECIFY 'A'		BS-I	<b>180° HOOK</b> SPECIFY 'C'	
BS-C	<b>45° BEND</b> SPECIFY 'A' & 'B'		BS-P	<b>45° BEND</b> SPECIFY 'C' & 'D'	
BS-Q	<b>135° BEND</b> SPECIFY 'A' & 'B'		BS-R	<b>135° BEND</b> SPECIFY 'C' & 'D'	
BS-A	<b>DOUBLE END</b> SPECIFY 'A'		BS-O	<b>DOUBLE END</b> SPECIFY 'C' & 'Z'	
BS-D	<b>U-SHAPE DOUBLE END</b> SPECIFY 'A' & 'E'		BS-N	<b>CONTINUITY DOUBLE END</b> SPECIFY 'C'	
BS-J	<b>POSITIONAL STRAIGHT</b> SPECIFY 'Ap'		BS-L	<b>POSITIONAL STRAIGHT</b> SPECIFY 'Cp'	
BS-K	<b>POSITIONAL 90° BEND</b> SPECIFY 'Ap' & 'B'		BS-M	<b>POSITIONAL 90° BEND</b> SPECIFY 'Cp' & 'D'	
BS-S	<b>HEADED STRAIGHT</b> SPECIFY 'A'		BS-T	<b>HEADED STRAIGHT</b> SPECIFY 'C'	

Plastic Flanges are not structural in nature. Rebars may require supplemental support to maintain correct placement.

While the information contained in this document is believed to be accurate at the time of publication, BPI reserves the right to make changes, design modifications, corrections and other revisions as it sees fit, without notice. All products described herein are supplied in accordance with BPI's standard Terms and Conditions of Sale. This document is of a promotional nature only. Aspects of structural design, evaluation of product fitness for use, suitability or similar attributes are the responsibility of others.



**DOWNLOAD THE FREE BARSPLICE APP  
AND FOLLOW US ON SOCIAL MEDIA!**



Barsplice Products, Inc., 4900 Webster Street, Dayton OH 45414, USA  
Tel: 937-275-8700 • [www.barsplice.com](http://www.barsplice.com) • e-mail: [bar@barsplice.com](mailto:bar@barsplice.com)

Copyright © 2023, Barsplice Products, Inc., "BPI". All rights reserved.



REVA 11/27/2023