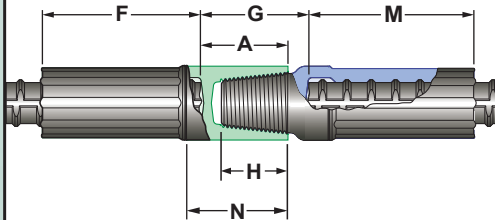


## GRIP-TWIST® XT MECHANICAL SPLICES

**COLD-SWAGED STEEL COUPLER WITH TAPER THREADED ENDS & OPTIONAL FLANGE**

- **FOR HIGH STRENGTH, LOW CARBON, CHROMIUM STEEL BARS, ASTM A1035**
- **FAST, EFFICIENT INSTALLATION**
- **ELIMINATES LONG LAP LENGTHS, REDUCES CONGESTION**
- **DEVELOPED STRENGTH** – 1.25 x specified yield strength ( $f_y$ ) ASTM A1035 Grades 100 & 120.
- **ULTIMATE CAPACITY** – ASTM A1035 Grades 100 & 120, equal to 150 ksi.
- **FULL MECHANICAL SPLICE** – ACI 318–19 Chapter 18 - Exceeds specified tensile strength ( $f_u$ ) ASTM A615 Grade 100, equal to 115 ksi.

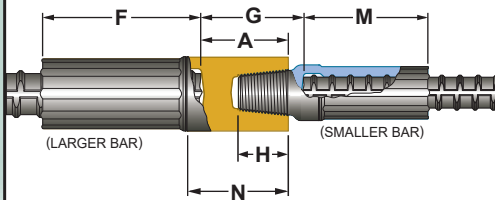
### TAPER THREADED GRIP-TWIST® XT



REBAR SIZE US [Metric]	TAPER THREADED GRIP-TWIST XT COLOR CODE*	COUPLER WEIGHT (lb)		DIMENSIONS (in)					
		FEMALE	MALE	BAR INSERTION (AFTER SWAGING)		REBAR GAP G	MALE INSERTION H	END ALLOWANCE A	NON-SWAGED LENGTH N
				F	M				
#4 [13]	RED	0.62	0.61	2 1/4	2 1/4	1 7/8	15/16	1 5/16	1 1/2
#5 [16]	YELLOW	1.18	1.07	2 11/16	2 11/16	2	1 1/8	1 9/16	1 13/16
#6 [19]	BLUE	1.64	1.57	3 1/16	3 1/16	2 7/16	1 5/16	1 7/8	2 1/8
#7 [22]	RED	3.34	3.33	3 15/16	3 15/16	3 1/8	1 3/4	2 7/16	2 3/4
#8 [25]	YELLOW	4.74	4.71	4 7/16	4 7/16	3 1/2	2	2 3/4	3 1/8
#9 [29]	BLUE	5.8	6.0	4 13/16	4 13/16	3 1/2	2 1/8	2 3/4	3 1/8
#10 [32]	BLACK	9.3	9.1	5 3/8	5 3/8	4 1/8	2 3/8	3 1/4	3 5/8
#11 [36]	PINK	10.6	10.7	5 5/8	5 5/8	4 5/8	2 11/16	3 5/8	4 1/16
#14 [43]	RED	26	26	6 7/8	6 7/8	7 1/8	3 1/4	5 3/16	5 11/16
#18 [57]	YELLOW	43	41	8 1/2	8 1/2	7 1/4	4 3/8	5 13/16	6 13/16

ALL DIMENSIONS ARE APPROXIMATE

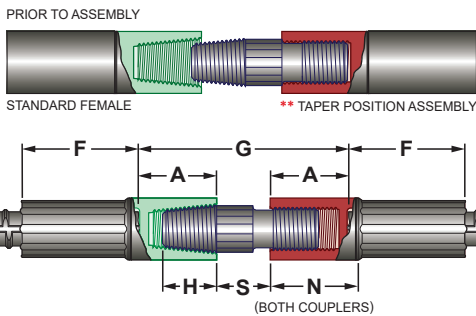
### GRIP-TWIST® XT TRANSITION SERIES



REBAR SIZE	XT COLOR CODE*		COUPLER WEIGHT (lb)		DIMENSIONS (in)					
	TRANS. FEMALE	TAPER MALE	FEMALE	MALE	BAR INSERTION (AFTER SWAGING)		REBAR GAP G	MALE INSERTION H	END ALLOWANCE A	NON-SWAGED LENGTH N
					F	M				
5/4	YELLOW	RED	1.28	0.61	2 11/16	2 1/4	1 15/16	15/16	1 9/16	1 13/16
6/5	BLUE	YELLOW	1.80	1.07	3 1/16	2 11/16	2 5/16	1 1/8	1 7/8	2 1/8
7/6	RED	BLUE	3.83	1.57	3 15/16	3 1/16	3	1 5/16	2 7/16	2 3/4
8/7	YELLOW	RED	5.23	3.33	4 7/16	3 15/16	3 7/16	1 3/4	2 3/4	3 1/8
9/8	BLUE	YELLOW	6.27	4.71	4 13/16	4 7/16	3 1/2	2	2 3/4	3 1/8
10/9	BLACK	BLUE	9.9	6.0	5 3/8	4 13/16	4	2 1/8	3 1/4	3 5/8
11/10	PINK	BLACK	10.9	9.1	5 5/8	5 3/8	4 1/2	2 3/8	3 5/8	4 1/16
14/11	RED	PINK	30	10.7	6 7/8	5 5/8	6 1/8	2 11/16	5 3/16	5 11/16

ALL DIMENSIONS ARE APPROXIMATE – OTHER TRANSITION SIZES AVAILABLE UPON REQUEST

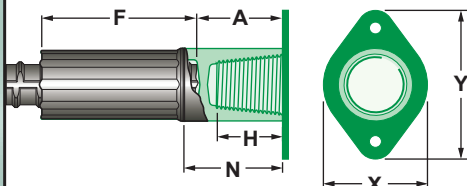
### GRIP-TWIST® XT POSITION SERIES



REBAR SIZE US [Metric]	GRIP-TWIST XT POSITION COLOR CODE*	COUPLER WEIGHT (lb)		DIMENSIONS (in)					
		FEMALE	POSITION w/ STUD	BAR INSERTION (AFTER SWAGE)	SPACE (AFTER ASSY) S	REBAR GAP G	MALE INSERTION H	END ALLOWANCE A	NON-SWAGED LENGTH N
#4 [13]	RED	0.62	0.98	2 1/4	1 1/8	3 3/4	15/16	1 5/16	1 1/2
#5 [16]	YELLOW	1.18	1.75	2 11/16	1 1/4	4 3/8	1 1/8	1 9/16	1 13/16
#6 [19]	BLUE	1.64	2.66	3 1/16	1 5/8	5 3/8	1 5/16	1 7/8	2 1/8
#7 [22]	RED	3.34	5.29	3 15/16	1 1/2	6 3/8	1 3/4	2 7/16	2 3/4
#8 [25]	YELLOW	4.74	7.65	4 7/16	1 5/8	7 1/8	2	2 3/4	3 1/8
#9 [29]	BLUE	5.8	9.8	4 13/16	1 7/8	7 3/8	2 1/8	2 3/4	3 1/8
#10 [32]	BLACK	9.3	14.4	5 3/8	1 3/4	8 1/4	2 3/8	3 1/4	3 5/8
#11 [36]	PINK	10.6	16.6	5 5/8	2 1/8	9 3/8	2 11/16	3 5/8	4 1/16
#14 [43]	RED	26	40	6 7/8	2 1/8	12 1/2	3 1/4	5 3/16	5 11/16
#18 [57]	YELLOW	43	67	8 1/2	2 3/4	14 3/8	4 3/8	5 13/16	6 13/16

\*\* EACH TAPER POSITION ASSEMBLY (XT#TPA) CONSISTS OF (1) POSITION COUPLER (XT#PF) AND (1) PRE-INSTALLED STUD (TT#RP) EACH MARKED WITH SEPARATE CODE FOR TRACEABILITY

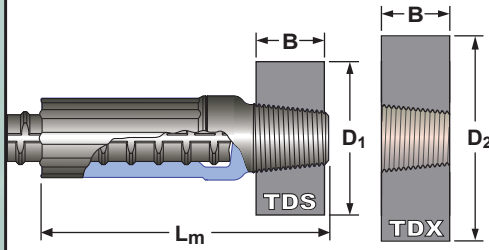
### GRIP-TWIST® XT FLANGED SERIES



REBAR SIZE US [Metric]	GRIP-TWIST XT w/ METAL FLANGE COLOR CODE*	FEMALE COUPLER w/ FLANGE WEIGHT (lb)	BAR INSERTION (AFTER SWAGE) F	DIMENSIONS (in)				
				FLANGE WIDTH X	FLANGE HEIGHT Y	MALE INSERTION H	END ALLOWANCE A	NON-SWAGED LENGTH N
#4 [13]	RED	0.67	2 1/4	1 5/8	2 7/16	15/16	1 5/16	1 1/2
#5 [16]	YELLOW	1.26	2 11/16	2	2 15/16	1 1/8	1 9/16	1 13/16
#6 [19]	BLUE	1.72	3 1/16	2	2 15/16	1 5/16	1 7/8	2 1/8
#7 [22]	RED	3.44	3 15/16	2 3/8	3 3/8	1 3/4	2 7/16	2 3/4
#8 [25]	YELLOW	4.87	4 7/16	2 5/8	3 11/16	2	2 3/4	3 1/8
#9 [29]	BLUE	5.9	4 13/16	2 3/4	3 3/4	2 1/8	2 3/4	3 1/8
#10 [32]	BLACK	9.5	5 3/8	3 1/8	4 1/8	2 3/8	3 1/4	3 5/8
#11 [36]	PINK	10.8	5 5/8	3 1/4	4 1/4	2 11/16	3 5/8	4 1/16
#14 [43]	RED	27	6 7/8	3 13/16	5 3/4	3 1/4	5 3/16	5 11/16

ALL DIMENSIONS ARE APPROXIMATE – PLASTIC FLANGE ALSO AVAILABLE FOR SIZES #4 AND #5 – ASK FOR DETAILS

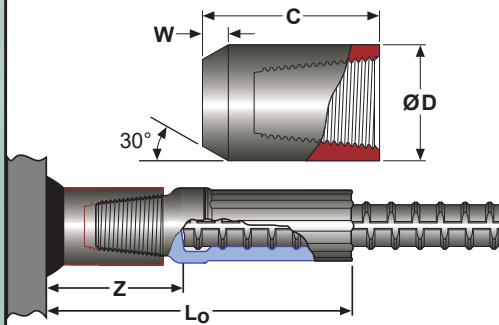
**GRIP-TWIST® XT DoughNUT™**



REBAR SIZE US [Metric]	COMPLETE XT MALE SWAGED LENGTH L <sub>m</sub> (in)	THICKNESS (in) B	HEAD DIAMETER AND WEIGHT			
			TDS SERIES [5Ab]		TDX SERIES [10Ab]	
			D <sub>1</sub> (in)	Wt (lb)	D <sub>2</sub> (in)	Wt (lb)
#4 [13]	3 5/8	7/8	1 3/4	0.50	2 3/16	0.85
#5 [16]	4 5/16	15/16	1 7/8	0.57	2 5/8	1.28
#6 [19]	5	1 1/4	2 3/16	1.02	2 7/8	1.98
#7 [22]	6 1/2	1 1/2	2 13/16	1.97	3 7/8	4.32
#8 [25]	7 1/4	1 5/8	3 1/4	2.90	4 1/4	5.59
#9 [29]	7 5/8	1 7/8	3 7/16	3.66	4 3/4	8.23
#10 [32]	8 9/16	2	3 7/8	4.97	5 1/4	10.5
#11 [36]	9 3/8	2 1/8	4 1/4	6.50	5 3/4	13.7
#14 [43]	12 3/16	2 3/4	5 1/2	13.5	7 1/2	29
#18 [57]	14 5/16	3 5/8	6 1/4	24.5	8 3/8	48

ALL DIMENSIONS ARE APPROXIMATE

**TTGT XT STRUCTURAL CONNECTOR**



REBAR SIZE US [Metric]	TAPER THREADED GRIP-TWIST XT MALE COLOR CODE *	STRUCTURAL CONNECTOR WEIGHT (lb)	DIMENSIONS (in)				
			XT STR CONN. OUTSIDE DIA D	XT STR CONN. LENGTH C	WELD BEVEL LENGTH W	REBAR GAP Z	OVERALL LENGTH L <sub>0</sub>
#4 [13]	RED	0.32	1 1/8	1 11/16	1/4	2 1/8	4 5/16
#5 [16]	YELLOW	0.58	1 3/8	2	1/4	2 1/2	5 1/8
#6 [19]	BLUE	0.83	1 9/16	2 5/16	5/16	2 15/16	6
#7 [22]	RED	1.58	1 15/16	3	7/16	3 13/16	7 3/4
#8 [25]	YELLOW	2.24	2 3/16	3 3/8	1/2	4 3/16	8 9/16
#9 [29]	BLUE	2.8	2 3/8	3 5/8	9/16	4 1/2	9 3/8
#10 [32]	BLACK	4.5	2 3/4	4 1/8	5/8	5	10 5/16
#11 [36]	PINK	5.1	2 7/8	4 3/8	11/16	5 3/8	11 1/4
#14 [43]	RED	12	3 13/16	5 3/4	7/8	7 1/16	14 11/16
#18 [57]	YELLOW	20	4 9/16	6 5/8	1	3 5/8	16 9/16

ALL DIMENSIONS ARE APPROXIMATE

REBAR SIZE US [Metric]	COUPLER OUTSIDE DIAMETER (in)	TAPER GRIP-TWIST XT PART NUMBERS		TTGT XT TRANSITION PART NUMBERS		TAPER GRIP-TWIST XT POSITION PART NUMBERS			TTGT XT FLANGED	GRIP-TWIST XT DoughNUT PART NUMBERS**		TTGT XT STRUCTURAL CONN. P/N
		FEMALE	MALE	TRANSITION FEMALE	MALE	FEMALE	STUD	POSITION COUPLER		FEMALE P/N	TDS [5Ab]	
#4 [13]	1 1/8	XT04F	XT04M			XT04F	TT05RP	XT04PF	XT04FWFL	05TDS	05TDX	XT04SC
#5 [16]	1 3/8	XT05F	XT05M	XT05/04F	XT04M	XT05F	TT06RP	XT05PF	XT05FWFL	06TDS	06TDX	XT05SC
#6 [19]	1 9/16	XT06F	XT06M	XT06/05F	XT05M	XT06F	TT07RP	XT06PF	XT06FWFL	07TDS	07TDX	XT06SC
#7 [22]	1 15/16	XT07F	XT07M	XT07/06F	XT06M	XT07F	TT09RP	XT07PF	XT07FWFL	09TDS	09TDX	XT07SC
#8 [25]	2 3/16	XT08F	XT08M	XT08/07F	XT07M	XT08F	TT10RP	XT08PF	XT08FWFL	10TDS	10TDX	XT08SC
#9 [29]	2 3/8	XT09F	XT09M	XT09/08F	XT08M	XT09F	TT11RP	XT09PF	XT09FWFL	11TDS	11TDX	XT09SC
#10 [32]	2 3/4	XT10F	XT10M	XT10/09F	XT09M	XT10F	TT1213RP	XT10PF	XT10FWFL	13TDS	13TDX	XT10SC
#11 [36]	2 7/8	XT11F	XT11M	XT11/10F	XT10M	XT11F	TT14RP	XT11PF	XT11FWFL	14TDS	14TDX	XT11SC
#14 [43]	3 13/16	XT14F	XT14M	XT14/11F	XT11M	XT14F	TT18RP	XT14PF	XT14FWFL	18TDS	18TDX	XT14SC
#18 [57]	4 5/8	XT18F	XT18M	XT18/14F	XT14M	XT18F	XT18RP	XT18PF		20TDS	20TDX	XT18SC

\*\* MATCHING THREAD SIZE COINCIDES WITH LARGER, STANDARD GRIP-TWIST® DoughNUT™

**TAPER THREADED GRIP-TWIST® XT – Equipment and Installation**

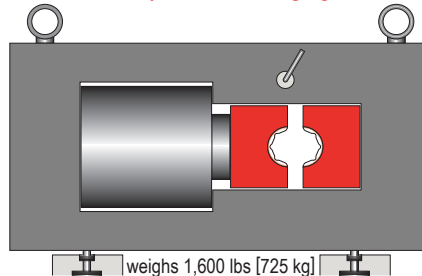

A Bench Press BP2600 fitted with a two-piece die set and powered by an electrically-driven hydraulic pump is used by the rebar fabricator to efficiently swage Grip-Twist® XT coupler components. The equipment operator depresses a foot control to actuate the system. As the ram extends and pushes the dies towards each other, the coupler component is forced to deform around the rebar and interlock with the bar profile. When a swaging bite has been completed, a pressure switch automatically stops the process and the operator retracts the ram for the next bite. For ease of use, swaging dies are color coded to indicate the rebar and coupler size. Color codes are shown on Grip-Twist® XT Dimensions and Data Charts.

**NOTE:** Taper Threaded Grip-Twist® XT coupler components are dimensionally different from standard Grip-Twist® products. Consequently, the swaging dies that are used to swage the Grip-Twist XT components are color coded differently from the swaging dies used to swage standard Grip-Twist products.

\* COLOR CODE OF COUPLER MUST MATCH COLOR OF DIE SET

**BP2600**

Bench press for swaging all sizes up to No. 18 [Ø 57mm].  
Double acting cylinder produces 300 tons of force connected to 10 or 15 hp pump for high fabrication shop productivity.  
Press includes foot control, lifting eyes and leveling feet.



weighs 1,600 lbs [725 kg]

**BPI® Equipment is available for lease or purchase.**

**Equipment must be used in accordance with manuals, lease agreements, manufacturers' directions and all safety instructions.**

While the information contained in this document is believed to be accurate at the time of publication, BPI reserves the right to make changes, design modifications, corrections and other revisions as it sees fit, without notice. All products described herein are supplied in accordance with BPI's standard Terms and Conditions of Sale. This document is of a promotional nature only. Aspects of structural design, evaluation of product fitness for use, suitability or similar attributes are the responsibility of others.



**DOWNLOAD THE FREE BARSPlice APP AND FOLLOW US ON SOCIAL MEDIA!**



Barsplice Products, Inc., 4900 Webster Street, Dayton OH 45414, USA  
Tel: 937-275-8700 • www.barsplice.com • e-mail: bar@barsplice.com



Copyright © 2023, Barsplice Products, Inc., "BPI". All rights reserved.