

# BarGrip<sup>®</sup> XL



 **BarSplice**  
PRODUCTS INC.  
A SUBSIDIARY OF FC INDUSTRIES, INC.

# BARGRIP® XL — cold swaged splices and equipment



**POSITIVE** mechanical interlock

**POWERFUL** range of hydraulic presses

**SPLICES** for all bar sizes USA and International

**CHOICES** for Type 1 Type 2 or higher

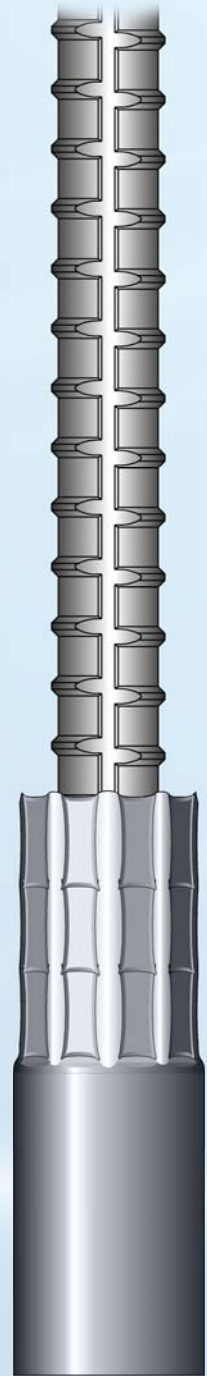
**BLACK** or **GALVANIZED** or **EPOXY COATED** Bars

**NEW CONSTRUCTION** repair or retrofit

**FIELD** or **SHOP-FIELD** installation

**SHEARED** or **flame** or **saw cut** bars

**TRUE CONTINUITY** and **load path** where you need it



**BarGrip XL cold-swaged coupling sleeves** consist of seamless steel sleeves that slip over the ends of reinforcing bars. They are deformed onto the reinforcing bar profile to produce mechanical interlock.

**Bar sizes No. 3 through 18 (Dia.10 – 57mm)** can be spliced by this method including bars of different sizes. BarGrip XL coupling sleeves are available for use with reinforcing bars that comply with ASTM A615, ASTM A706, ASTM A996, Grades 60, 75 and 80.

**Epoxy-coated\* steel reinforcing bars** that comply with ASTM A775 can be spliced by cold-swaged steel coupling sleeves without shielding or removing the epoxy coating from the bar.

\*Not recommended for ASTM A934 bars unless bar ends have been shielded from purple coating.

**Hot-dipped galvanized** cold-swaged steel coupling sleeves can be ordered for mechanically splicing zinc-coated (galvanized) steel bars that comply with ASTM A767.

**The cold-swaged splicing method** is suitable for new construction, field repair applications, and the splicing of older types of reinforcing bars, provided such bars have suitable deformations for mechanical interlock.

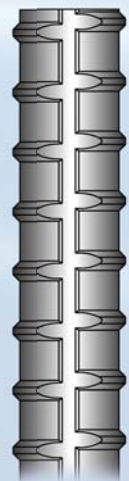
**No special bar end preparation is required** so ends can be sheared, sawed, or flame cut; however, a bar-end check is recommended. Bars can be connected from any orientation because special positioning of the press around the bar is not required. In the structure, linear alignment is preserved across the splice by using reinforcing bars with straight ends and securing the loose continuation bar in the desired position at the time of swaging.



## INSTALLATION

**The reinforcing bar** is marked and inserted halfway into the sleeve. A hydraulic press fitted with a removable two-piece die set is used for field installation. The die set deforms the first half of the coupling sleeve in a radial direction onto the reinforcing bar in a series of overlapping pressings. The coupling sleeve is slipped over the bar in-situ and the remaining unswaged portion of the sleeve is swaged. Field-type presses, including dies, weigh between 20 and 230 lb (9 and 105 kg) and can be supported for use in any orientation.

**Bench presses** with adjustable stops and insertion gauges are available for shop use. These machines efficiently half-swage a coupling sleeve onto the end of a reinforcing bar before shipping. Adapter kits allow the field presses to be used in the same way.



# BARGRIP® XL — choices and performance




## **BARGRIP XL — TYPE 2 SERIES** **COLD-SWAGED STEEL COUPLING SLEEVE**

- **NUCLEAR SAFETY RELATED** – Meets ASME Section III, Division 2 – Swaged splices with a tensile strength = 90,000 psi (150% x specified yield) used with ASTM A615 Grade 60.
- **TYPE 1 SPLICE** – ACI 318-2014 Chapter 25, Structural Concrete Design and International Building Code (IBC). BarGrip XL develops 125% x specified yield strength,  $f_y$ , of black or epoxy coated deformed bars, ASTM A706 or A615, Grades 60, 75 and 80.
- **TYPE 2 SPLICE** – ACI 318-2014 Chapter 18 Seismic Design and IBC. BarGrip XL develops 100% x specified tensile strength of black deformed bars, ASTM A706, A615, Grades 60, 75 & 80.
- **CALTRANS SERVICE and CALTRANS ULTIMATE** – BarGrip XL meets CT670 slip testing and capable of developing the actual ultimate strength of black deformed bars ASTM A706.
- **SEISMIC LOADING** – BarGrip XL withstands plastic strain excursions to 5 x rebar yield strain value and stress reversals in accordance with ICC Acceptance Criteria AC-133, [ICC REPORT NO. ESR-2299](#).
- **DYNAMIC LOADING** – Structures designed to resist the effects of accidental explosions; capable of developing the dynamic yield stress of Grade 60 reinforcing in 10-15 milliseconds.
- **HIGH STRENGTH BARS and COATED BARS** – Achieves 135% x  $f_y$ , black ASTM A615 Grades 60 & 75. 125% x  $f_y$ , Grade 80. 135% x  $f_y$  Grade 60 epoxy coated ASTM A775 or galvanized ASTM A767.



## **BARGRIP XL TRANSITION — TYPE 2 SERIES** **COLD-SWAGED STEEL COUPLING SLEEVE**

- **NUCLEAR SAFETY RELATED** – Meets ASME Section III, Division 2 – Swaged splices with a tensile strength = 90,000 psi (150% x specified yield) used with ASTM A615 Grade 60.
- **PERFORMANCE and ASSURANCE** – Meets or exceeds the performance attributes of BarGrip XL. Inherently provides added level of assurance under more severe conditions.
- **TYPE 1 & TYPE 2 SPLICE** – Develops 125% x  $f_y$ , A706, A615, Grades 60, 75, 80 of smaller bar. Also develops 100% x specified tensile, A615, A706, Grades 60, 75, 80 of smaller bar.
- **SPECIALTY SPLICE and SPECIALTY APPLICATIONS** – Used to mechanically splice bars of two different sizes.
- **SEISMIC LOADING** – BarGrip XL Transition withstands plastic strain excursions to 5 x rebar yield strain value and stress reversals in accordance with ICC Acceptance Criteria AC-133, [ICC REPORT NO. ESR-2299](#).
- **ADVERSE CONDITIONS** – High tolerance to field contamination, concrete spatter, corroded rebars or undersize and missing deformations.
- **PROBLEM SOLVER** – Highly ductile steel splicing system, adaptable for special details.



## **BARGRIP STRUCTURAL CONNECTOR** **COLD-SWAGED STEEL COUPLING SLEEVE**

- **FULL STRENGTH** – ASME Section III, Division 2 = minimum joint strength 75,000 psi with average tensile strength 90,000 psi (150% x specified yield) used with ASTM A615 Grade 60.\*
- **COMPATIBILITY** – Cold swage to black ASTM A 615 or epoxy coated ASTM A775 Grade 60 or galvanized ASTM A767 Grade 60. Capacity to exceed 1.25  $f_y$  in all cases.
- **VERSATILITY** – For attachment of reinforcing bars to liner plates, structural steel shapes or for creating headed anchorage. Shop or field weldable, before or after bar placement.
- **CERTIFIED LOW CARBON STEEL** – Conforms to CC-2310(c) material requirements of ASME Section III, Division 2. Meets chemistry AISI Grade 1018 and ASTM A36.
- **WELDING BEVELS** – For full penetration, provided for greater strength, convenience and quality assurance. Suited to E7018 electrode.
- **LESS WELD STRESS** – Compared direct butt welds because outside diameter of structural connector is larger than the reinforcing bar so the weld area is disposed over greater length.

\*Welder qualification, weld procedure, integrity and strength are the responsibility of others.

# BARGRIP® XL — reasons and advantages

**Cold swaging technology** for mechanical splicing of reinforcing bars is one of the most established, developed, and refined splicing methods worldwide. Key to cold swaging success is its **simplicity, low cost** and **adaptability**. There is **no loss of reinforcing bar cross-sectional area** at the splice location so the BarGrip XL system is a natural choice when considering the objectives of **seismic design, blast resistance** and **safety related nuclear** applications.

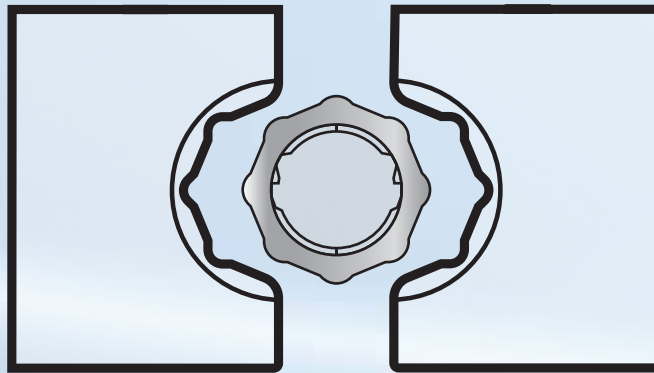
➤ **Lap splices are not recommended in locations where inelastic yielding could occur because such splices are not reliable under conditions of cyclic loading into the inelastic range.**

**Mechanical interlock** with reinforcing bar deformations, lugs or protrusions is the basis of swaged splice strength. The “slip test” values of swaged mechanical splices are minimal due to the tight conformation of coupling sleeves to the profile of the bar. Best of all, **true structural continuity** can be established in reinforcing systems because swaged splice strengths, unlike lap splices, are not dependent upon the compressive strength or cover requirements of the surrounding concrete.

➤ **In comparison to manual arc welding, cold swaged splices are faster to install, require a lower skill level, do not require a chemistry determination of the reinforcing bar being spliced, do not require bar pre-heat or post-heat and do not require radiographic examinations.**

**BPI® swaging equipment** is easy to use and may be leased or purchased. Splicing manuals provided with equipment explain step-by-step installation and safety information.

Swaging dies are stamped and color coded to match the coupling sleeves. Swaging pressure is factory preset and equipment is automated to release from the splice after each swaging ‘bite’ or pressing.



See dimensional data for clearance requirements for presses.

## \*\* HOW TO SPECIFY BARGRIP® XL SPLICES and CONNECTORS

	By Name:	By Generic Description:
<b>BAR-TO-BAR</b>	BarGrip® XL or BarGrip® XL Transition by BarSplice Products, Inc., Dayton OH	Reinforcing bar mechanical splices shall be the tension-compression cold-swaged sleeve type, which shall be installed by octagonal dies to achieve... (include strength or code requirements).
<b>BAR-TO-HEAD ***</b>	BPI® ButtonHead™ by BarSplice Products, Inc., Dayton OH	Headed ends for Anchorage shall be the cold-swaged head type, installed by octagonal dies to produce a 5A <sub>b</sub> Head size.
<b>BAR-TO-STRUCTURAL STEEL</b>	BarGrip® Structural Connector by BarSplice Products, Inc., Dayton OH	Bar-to-structural steel connections shall be the cold-swaged weldable connector type, with weld bevels at one end inclined 30-degrees to the rebar axis, and pressed to the reinforcing bar at the other end by octagonal dies.

\*\* Include bar size(s), bar type and grade. Include statement: “Parts shall be manufactured to the quality requirements of ISO 9001.”

\*\*\* For information on **BAR-TO-HEAD** connections, see BPI® ButtonHead™ - COLD SWAGED HEADED ANCHORAGE.

While the information contained in this document is believed to be accurate at the time of publication, BPI reserves the right to make changes, design modifications, corrections and other revisions as it sees fit, without notice. All products described herein are supplied in accordance with BPI's standard Terms and Conditions of Sale. This document is of a promotional nature only. Aspects of structural design, evaluation of product fitness for use, suitability or similar attributes are the responsibility of others.