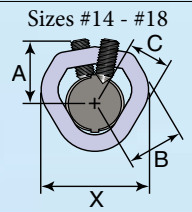
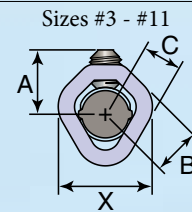


ZAP SCREWLOK® DATA SHEET

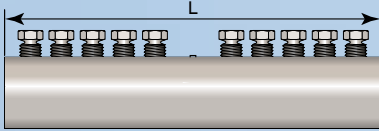
Dimensions & Data

[inch-pound units]

END VIEW
(AFTER ASSEMBLY)

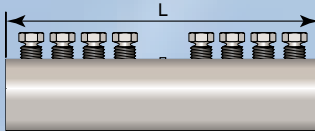


ZAP SCREWLOK TYPE 2 / EPOXY



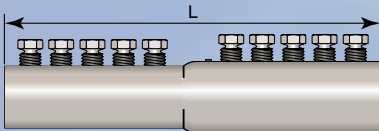
REBAR SIZE	PRODUCT CODE		COUPLER WEIGHT (LB)	LENGTH 'L' (IN)	'A' (IN)	'B' (IN)	'C' (IN)	'X' (IN)	NUMBER SCREWS PER BAR	AVERAGE SCREW TORQUE (FT-LB)	MIN. IMPACT WRENCH RATING (FT-LB)
	TYPE 2	EPOXY									
3	03ZBA	03ZEA	1.0	5	13/16	5/8	7/16	1 1/8	2	60	250
4	04ZBA	04ZEA	2.2	7	1 1/16	11/16	1/2	1 3/8	3		
5	05ZBA	05ZEA	3.4	9	1 1/8	3/4	5/8	1 5/8	4		
6	06ZBA	06ZEA	4.7	11	1 3/16	15/16	11/16	1 3/4	5	105	500
7	07ZBA	07ZEA	7.6	13	1 1/4	1 1/16	13/16	2 1/16	5		
8	08ZBA	08ZEA	10.9	15 1/4	1 5/16	1 1/16	7/8	2 1/4	6		
9	09ZBA	09ZEA	17.6	16 3/4	1 5/8	1 1/4	1 1/16	2 5/8	6	215	750
10	10ZBA	10ZEA	21.4	19 1/8	1 11/16	1 7/16	1 1/8	2 3/4	7		
11	11ZBA	11ZEA	25.4	21 1/2	1 13/16	1 1/2	1 1/4	2 15/16	8		
14	14ZBA	14ZEA	37.2	18	2 5/16	1 3/4	1 1/2	3 3/4	10	350	1000
18	18ZBA	18ZEA	74.0	29 1/2	2 1/2	2 1/4	1 13/16	4 3/8	21		

ZAP SCREWLOK SL



REBAR SIZE	PRODUCT CODE		COUPLER WEIGHT (LB)	LENGTH 'L' (IN)	'A' (IN)	'B' (IN)	'C' (IN)	'X' (IN)	NUMBER SCREWS PER BAR	AVERAGE SCREW TORQUE (FT-LB)	MIN. IMPACT WRENCH RATING (FT-LB)
	SL										
4	04SZBA		1.5	5	1 1/16	11/16	1/2	1 3/8	2	60	250
5	05SZBA		2.6	7	1 1/8	3/4	5/8	1 5/8	3		
6	06SZBA		3.8	9	1 3/16	15/16	11/16	1 3/4	4		
7	07SZBA		6.2	10 3/4	1 1/4	1 1/16	13/16	2 1/16	4	105	500
8	08SZBA		9.3	13	1 5/16	1 1/16	7/8	2 1/4	5		
9	09SZBA		14.3	13 7/8	1 5/8	1 1/4	1 1/16	2 5/8	4		
10	10SZBA		18.2	16 1/2	1 11/16	1 7/16	1 1/8	2 3/4	5	215	750
11	11SZBA		22.3	19 1/8	1 13/16	1 1/2	1 1/4	2 15/16	6		
14	14SZBA		32.0	15 3/8	2 5/16	1 3/4	1 1/2	3 3/4	8		
18	18SZBA		58.4	23 1/2	2 1/2	2 1/4	1 13/16	4 3/8	16	350	1000

ZAP SCREWLOK TRANSITION

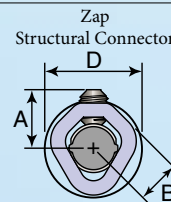


REBAR SIZE	PRODUCT CODE		COUPLER WEIGHT (LB)	LENGTH 'L' (IN)	'A' (IN)	'B' (IN)	'C' (IN)	'X' (IN)	NUMBER SCREWS PER BAR	AVERAGE SCREW TORQUE (FT-LB)	MIN. IMPACT WRENCH RATING (FT-LB)
	TRANSITION										
5/4	05/04ZBA		3.0	8	1 1/8	3/4	5/8	1 5/8	3	60	250
6/4	06/04ZBA		4.3	10	1 3/16	15/16	11/16	1 3/4	4		
6/5	06/05ZBA										
7/5	07/05ZBA		6.8	12	1 1/4	1 1/16	13/16	2 1/16	4	105	500
7/6	07/06ZBA										
8/5	08/05ZBA		9.9	14 1/8	1 5/16	1 1/8	7/8	2 1/4	5		
8/6	08/06ZBA										
8/7	08/07ZBA										
9/6	09/06ZBA		16.2	15 9/16	1 5/8	1 1/4	1 1/16	2 5/8	5	215	750
9/7	09/07ZBA										
9/8	09/08ZBA										
10/7	10/07ZBA		20.1	17 15/16	1 11/16	1 7/16	1 1/8	2 3/4	6		
10/8	10/08ZBA										
10/9	10/09ZBA										
11/7	11/07ZBA		20.1	17 15/16	1 13/16	1 1/2	1 1/4	2 13/16	6		
11/8	11/08ZBA										
11/9	11/09ZBA										
11/10	11/10ZBA		22.8	20 5/16	1 13/16	1 1/2	1 1/4	2 13/16	7	350	1000
14/10	14/10ZBA		34.3	15 3/8	2 5/16	1 3/4	1 1/2	3 3/4	8		
14/11	14/11ZBA										
18/11	18/11ZBA		53.2	18 9/16	2 1/2	2 1/4	1 13/16	4 3/8	12		
18/14	18/14ZBA										

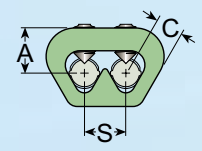
ZAP SCREWLOK® DATA SHEET

Dimensions & Data (page 2)
[inch-pound units]

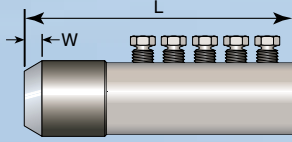
END VIEW
(AFTER ASSEMBLY)



Double Barrel Zap

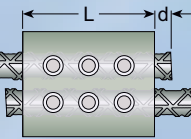


ZAP STRUCTURAL CONNECTOR



REBAR SIZE	PRODUCT CODE Structural Conn	CONNECTOR WEIGHT (LB)	LENGTH 'L' (IN)	'A' (IN)	'B' (IN)	'D' (IN)	'W' (IN)	NUMBER SCREWS PER BAR	AVERAGE SCREW TORQUE (FT-LB)	MIN. IMPACT WRENCH RATING (FT-LB)
4	04SZSC	0.9	3 1/8	1 1/16	1 1/16	1 7/16	3/16	2		
5	05SZSC	1.5	4 1/8	1 1/8	3/4	1 11/16	1/4	3	60	250
6	06SZSC	2.3	5 3/8	1 3/16	15/16	1 7/8	1/4	4		
7	07SZSC	3.6	6 3/8	1 1/4	1 1/16	2 1/8	5/16	4	105	500
8	08SZSC	5.5	7 7/8	1 5/8	1 1/16	2 5/16	3/8	5		
9	09SZSC	7.6	8	1 5/8	1 1/4	2 11/16	7/16	4		
10	10SZSC	9.6	9 1/2	1 11/16	1 7/16	2 7/8	1/2	5	215	750
11	11SZSC	12.1	11 1/8	1 13/16	1 1/2	3	9/16	6		
14	14SZSC	18.0	8 7/8	2 5/16	1 3/4	3 13/16	11/16	7	350	1000
18	18SZSC	37.5	15 3/8	2 1/2	2 1/4	4 1/2	7/8	16		

DOUBLE BARREL ZAP



REBAR SIZE	PRODUCT CODE Double Barrel	COUPLER WEIGHT (LB)	LENGTH 'L' (IN)	'A' (IN)	'C' (IN)	'S' (IN)	'd' (IN)	NUMBER SCREWS PER BAR	AVERAGE SCREW TORQUE (FT-LB)	MIN. IMPACT WRENCH RATING (FT-LB)
3	03DBZA	1.3	2 1/8	1 1/8	3/8	15/16	3/8	2		
4	04DBZA									
4/3	04/03DBZA	1.3	2 1/8	1 1/16	1/2	15/16	1/2	2		
5	05DBZA									
5/4	05/04DBZA	2.3	3	1 1/8	5/8	15/16	5/8	3	60	250
6	06DBZA									
6/4	06/04DBZA	3.2	3 7/8	1 3/16	3/4	15/16	3/4	4		
6/5	06/05DBZA									
7	07DBZA									
7/5	07/05DBZA	7.1	5 3/8	1 5/16	7/8	1 3/8	7/8	4	105	500
7/6	07/06DBZA									
8	08DBZA									
8/7	08/07DBZA	10.7	6 1/2	1 3/4	1	1 1/8	1	5		

ZAP SCREWLOK® Mechanical Splices and Connectors for Reinforcing Bars - Review...

ZAP SCREWLOK® mechanical splices and connectors are compatible with reinforcing bars that comply with ASTM A615, ASTM A706, ASTM A996, or equal and consist of smooth, shaped, steel sleeves with converging sides. A series of cone-pointed hex-head screws are arranged along the longitudinal axes in one or two rows. In the case of butt splices, reinforcing bars are inserted from each end to a center stop. No special bar-end preparation is required, so ends can be sheared, sawed, or flame-cut. *Installation instructions are normally supplied with orders and are also available at www.barsplice.com.*

During mechanical splice assembly, the screws are tightened and embed themselves into the rebar surface whereupon the heads twist off at a prescribed tightening torque. Forces from the screws cause rebar deformations to interlock within the coupling wedge. This DUAL mechanical action, results in a full positive connection for transferring tension or compression forces from bar-to-bar. Screws can be tightened using suitable impact wrenches. Linear alignment is preserved across the splice by using reinforcing bars with straight ends and securing the continuation bar in the desired position at the time of assembly.

When making splices between fixed points, a coupler sleeve without a center stop can be slipped entirely onto one bar and subsequently repositioned over the two bar ends being spliced.

Mechanical butt splices and connectors are available for reinforcing bar sizes No. 3 through 18 (Ø10 through 57 mm) per BPI's **Dimensions & Data** charts. Transition splices are used to connect rebars of different sizes.

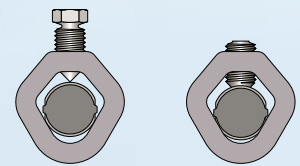
Mechanical lap splices are available for bar sizes No. 3 through 8 (Ø10 through 25 mm).

Epoxy-coated steel reinforcing bars that comply with ASTM A775 can be spliced by means of Epoxy-coated Zap Screwlok® coupling sleeves without shielding or removing the epoxy coating from the bar. Zinc-coated (galvanized) bars can be mechanically spliced by means of galvanized Zap Screwlok® coupling sleeves.

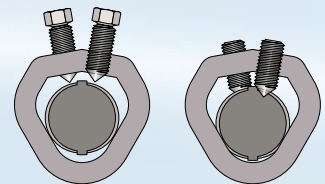
ZAP SCREWLOK® is an engineered mechanical splice system whose strength is independent of the concrete which surrounds it, thereby providing true structural continuity. Applications include new construction, field repair of reinforcement, splicing of column steel, beam reinforcement, concrete piles and deck steel, and splicing of older types of reinforcing bars. The Zap Screwlok® system is used for rehab and retrofit projects, strengthening and up-grading concrete elements, extending deck steel to widen bridges, highway patch and repair projects, splicing of bars across closure pours. Zap Screwlok® Type 2 splices are used for mechanically splicing reinforcement in members resisting earthquake induced forces. Benefits of Zap Screwlok® include a field installed splice with easy visual inspection, no specialized equipment, minimal clearance requirements, a positive rebar center-stop and no rebar end preparation.

While the information contained in this document is believed to be accurate at the time of publication, BPI reserves the right to make changes, design modifications, corrections and other revisions as it sees fit, without notice. All products described herein are supplied in accordance with BPI's standard Terms and Conditions of Sale. This document is of a promotional nature only. Aspects of structural design, evaluation of product fitness for use, suitability or similar attributes are the responsibility of others.

Single Row
#3 - #11
BEFORE
AND
AFTER
ASSEMBLY



Double Row
#14 - #18
BEFORE
AND
AFTER
ASSEMBLY



BarSplice Products, Inc., 4900 Webster Street, Dayton OH 45414, USA
●Tel: (937) 275-8700 ●Fax: (937) 275-9566 ●E-mail: bar@barsplice.com

Copyright © 2013, Barsplice Products, Inc., "BPI". All rights reserved.

