

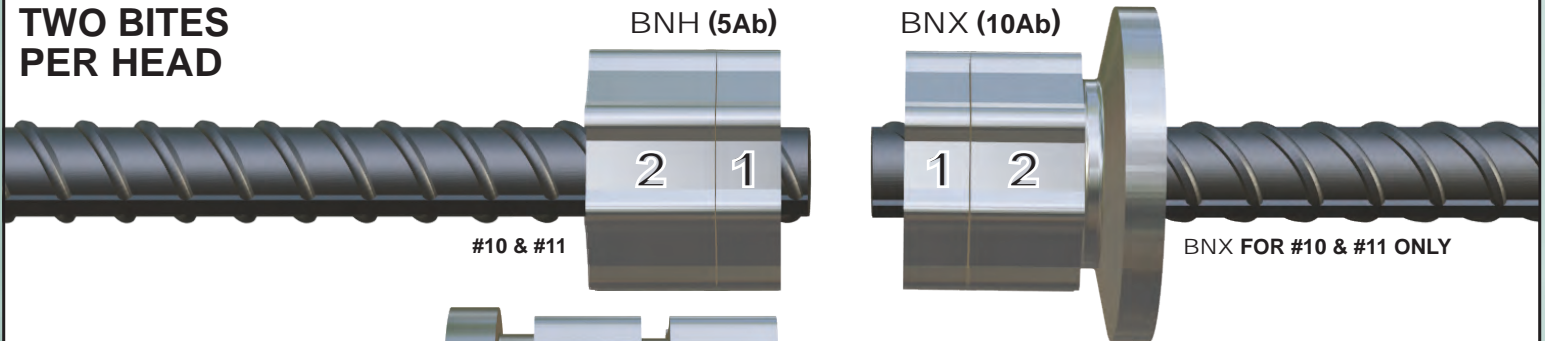


**ONE BITE PER HEAD**



BUTTONHEAD SIZE	<b>#3</b> [10]	<b>#4</b> [12]	<b>#5</b> [16]	<b>#6</b> [20]	<b>#7</b> [22]	<b>#8</b> [25]	<b>#9</b> [28]
SWAGING DIE SIZE	USE #5 DIE	USE #6 DIE	USE #8 DIE	USE #9 DIE	USE #11 DIE	USE #13 DIE	USE #14 DIE


**TWO BITES PER HEAD**



BUTTONHEAD SIZE	<b>#10</b> [32]	<b>#11</b> [36]	<b>#14*</b> [43]
SWAGING DIE SIZE	USE #16 DIE	USE #18 DIE	USE #18 DIE

\* ONLY AVAILABLE IN BNH

**THREE BITES PER HEAD**



BUTTONHEAD SIZE	<b>#18*</b> [57]
SWAGING DIE SIZE	USE #18 BNH DIE

\* ONLY AVAILABLE IN BNH

BUTTONHEAD devices can ONLY be applied using the BP2600 Shop Press.

Refer to SM35 - SHOP SWAGING INSTRUCTIONS FOR BPI® BUTTONHEAD for complete installation procedure, safety & assembly instructions. THIS IS NOT A SUBSTITUTE FOR THE SWAGING MANUAL.

While the information contained in this document is believed to be accurate at the time of publication, BPI reserves the right to make changes, design modifications, corrections and other revisions as it sees fit, without notice. All products described herein are supplied in accordance with BPI's standard Terms and Conditions of Sale. This document is of a promotional nature only. Aspects of structural design, evaluation of product fitness for use, suitability or similar attributes are the responsibility of others.